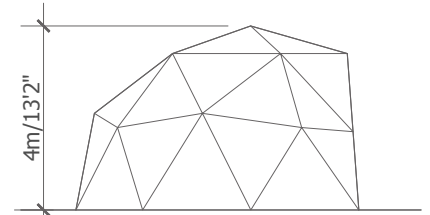
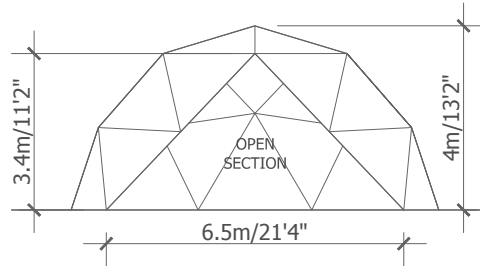


plan



elevation

single dome - up to 48 seated guests

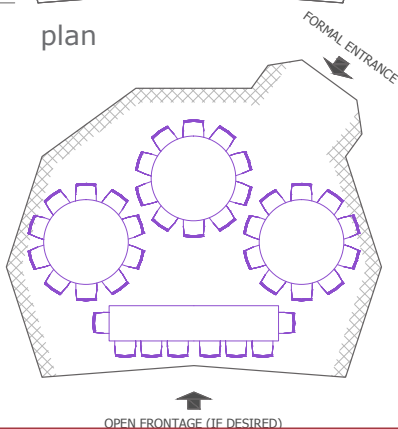
Our open fronted single dome has a floor area of 500sq.ft at an 8m diameter and 4m height. Available as an add-on to our larger structures only, this dome is perfect for small staged areas, supplement guest space or even a smoking lounge.

typical layout shown

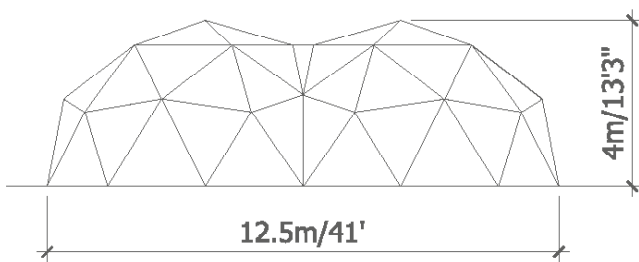
3nos. 6ft round tables with 10-12 persons

1nos. head table with 6-8 persons

Total capacity shown 36-44 seated guests



OPEN FRONTAGE (IF DESIRED)



elevation

double dome - up to 90 seated guests

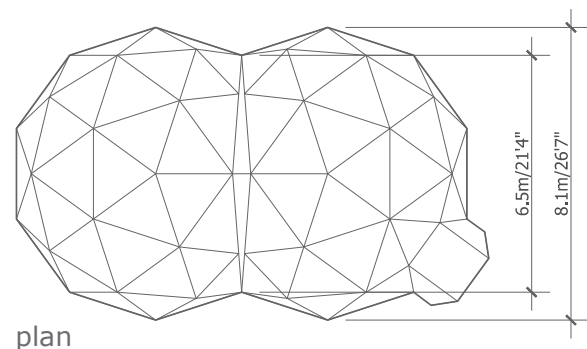
Our double dome marquee uses two single domes joined together. With a floor area of 1000sq.ft, this is the smallest individual marquee we hire and is well suited for a huge range of small private, public and corporate events where contemporary ideas meet traditional wishes.

typical layout

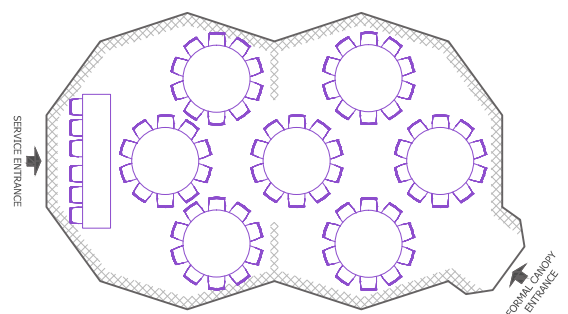
7nos. 6ft round tables seating 10-12 persons each

1nos. head table seating 6-8 persons

Total capacity shown 76-92 seated guests



plan



FORMAL ENTRANCE