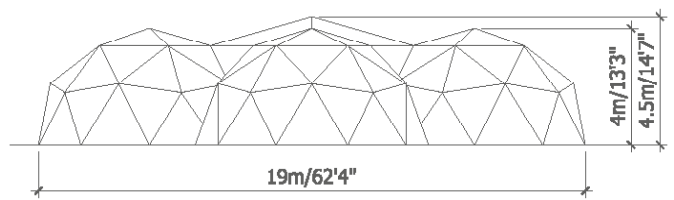


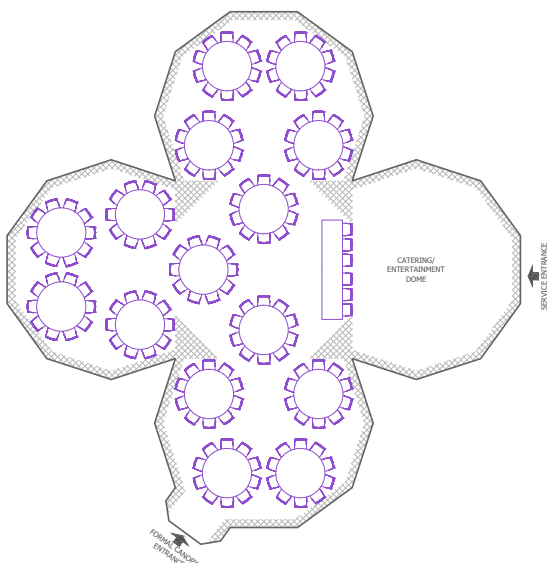
plan



elevation

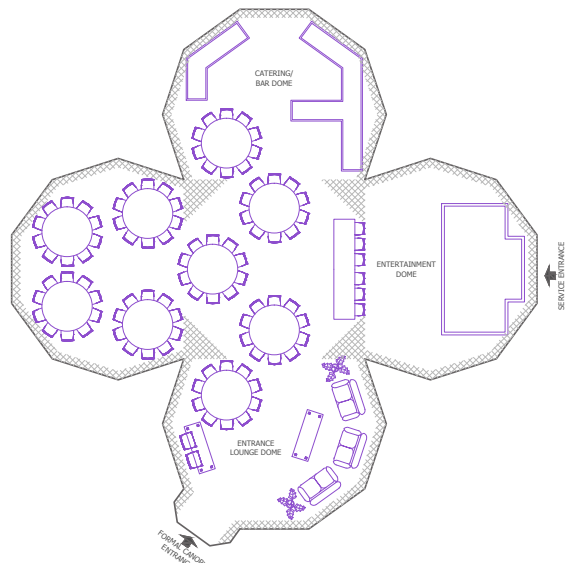
multi-square dome - up to 240 seated guests

Our multi-square dome marquee uses four single domes joined together around a clear span central square space. With a floor area of 2200sq.ft, the multi-square dome is perfectly suited for a huge range of medium to large sized private, public and corporate events where contemporary ideas meet traditional wishes. Our smaller dome structures make the perfect complement should extra separate space be required.



typical layout 1

Separate dome for catering/bar and/or entertainment area
 15nos. 6ft round tables seating 10-12 persons each
 1nos. head table seating 6-8persons
Total capacity shown 156-188 seated guests



typical layout 2

Entrance lounge and catering/bar and entertainment area
 9nos. 6ft round tables seating 10-12 persons each
 1nos. head table seating 6-8persons
Total capacity shown 96-106 seated guests